

EZ School Apps

Parent Signup Instructions

Overview

If you have received this document, your school needs you to create your parent account. This guide will show you the following:

[Returning Parent Instructions](#)

[How to Login \(Returning Parent\)](#)

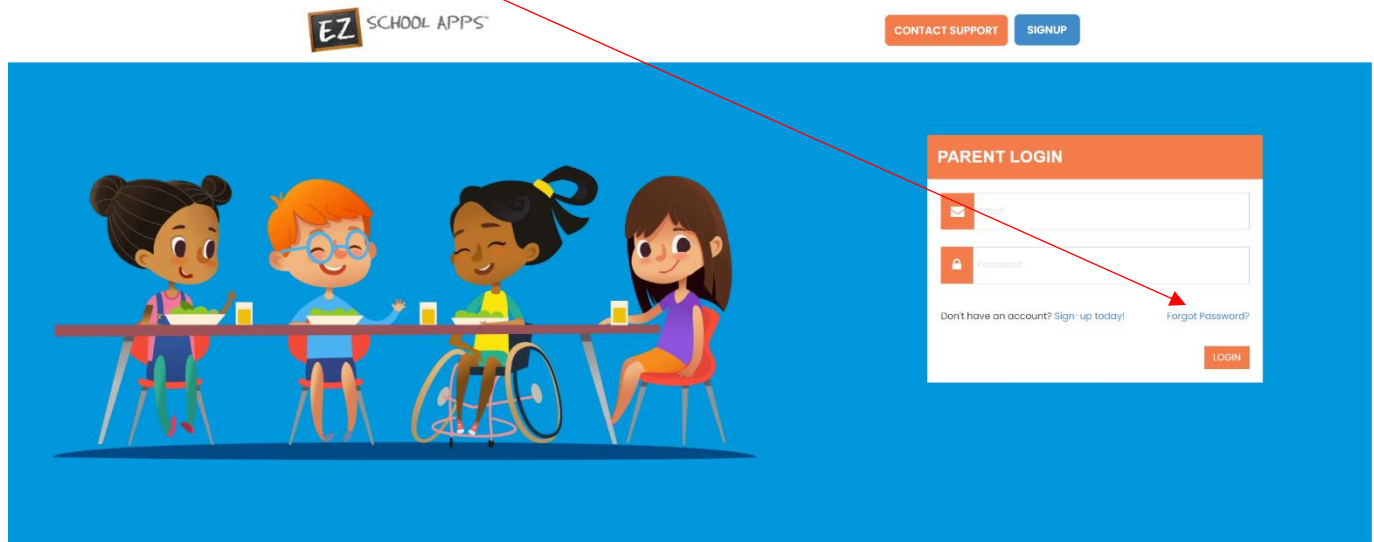
[New Parent Signup Instructions](#)

[Additional Instructions](#)

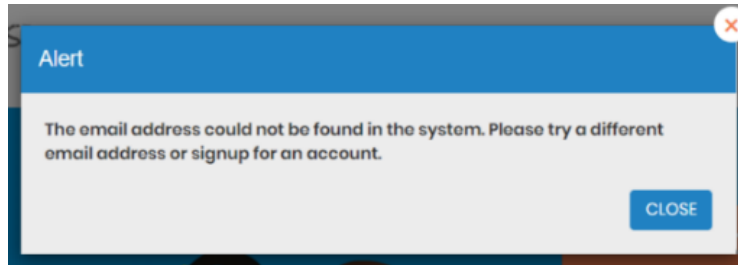
Returning Parent Instructions

How to Login (Returning Parent)

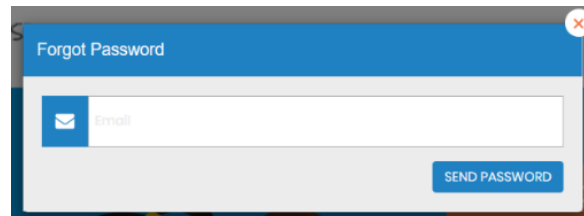
1. Go to www.ezschoollapps.com/ParentLogin.aspx.
2. If you are a returning parent and remember your email address and password just login. If not...
3. Click on Forgot Password.



4. Enter your email address from the previous year.
5. If you get this popup, click close and follow the New Parent Signup Instructions.



6. Click on the link in your email to reset your password.

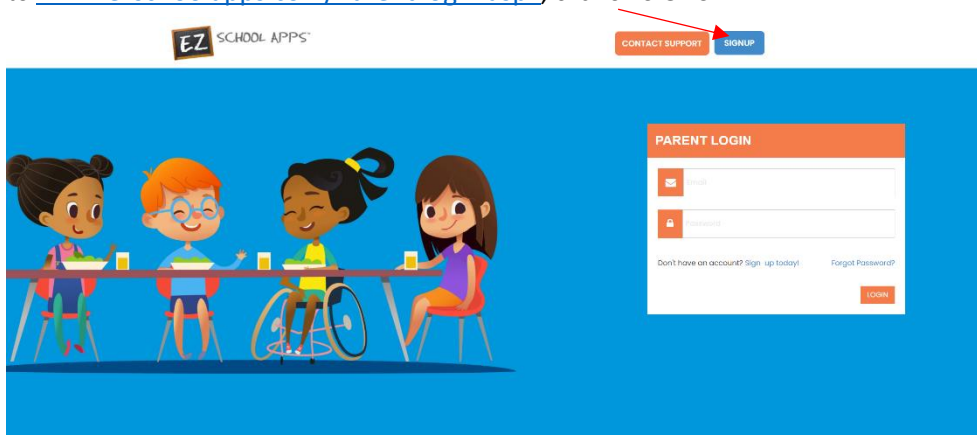


7. If you need an additional student you will find the instructions when you login, click on the download instructions.

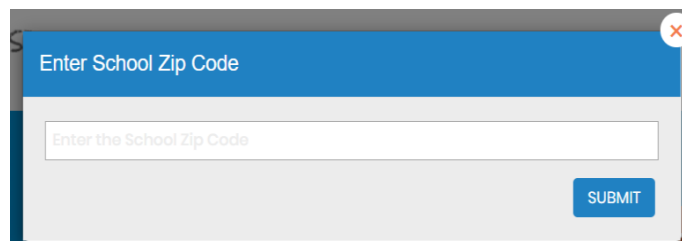
New Parent Signup Instructions

How to Signup

1. Go to www.ezscoolapps.com/ParentLogin.aspx, click on SIGNUP



2. Type in the school's zip code in the box and click Submit.



3. Use the dropdown to select your school.

4. If you see the pop-up below the school should have sent you an access code. Please contact the school if you did not receive the code from them. If the school did not create an access code you will not see this pop-up so skip to the next screen.

5. If the code is successful or the school does not require an access code, then the below screen will appear. Type in the required information in the boxes below:

6. Please remember to create a password with **letters** and **numbers** only
7. Click Send Account Creation Request. (Your registration is successful if you see the box below.)

Additional Instructions

If you need instructions on how to use the app, you will see one of the options below. All you need to do is click on "Download Instructions".

Meal Preorder

[Download Instructions](#)

Meal Payment

[Download Instructions](#)

School Payment

[Download Instructions](#)